


PRESSURE REDUCING VALVES

PED 2014/68/UE

RP14/E	
07	2016



TYPE **RP14** DN 65-100 CE

Cast Iron EN-GJL-250 PN16
Carbon Steel 1.0619 PN40

Face to face EN 558-1

DESCRIPTION

Type RP14 pressure reducing valve is a self-actuated proportional action type.

Composed by a direct action single seat special body valve, flow tries to open with a balanced internal system, diaphragm and feedback spring, controlled by downstream pressure.

The Internal balance with piston and pure graphite + antimony ring, without bellow, guarantees a long life to the valve, with the possibility of long term maintenance.

The action flow opens the plug guarantees, in these large diameters, a fluid proportional action.

Can be easily installed, is suitable on industrial plants where compressed air is not available for a "pneumatic reducing system" or where the user requires a fixed reduced pressure not subjected to frequent variations.

SIZES :

from DN 65 to DN 100

MAX WORKING CONDITIONS :

Maximum inlet pressure with Steam or Air	23 bar
Maximum design temperature	220 °C
Maximum downstream reduced pressure (1)	8 bar
Minimum downstream reduced pressure	0,2 bar

ON REQUEST :

- PTFE/GR Soft seal ≤190°C class VI°
- PTFE Soft seal ≤150°C class VI°
- Stellite seat and plug grade 6 (recommended with Δp ≥ 12 bar)
- Reduced bore (see table)

CV=american unit (flowrate in GPM with 1 psi of differential pressure)

plugs PT cl. IV°	NOMINAL DIAMETER			
	DN 65	DN 80	DN 100	
Full bore	Ø 2.1/2"	Ø 3"	Ø 4"	
CV	46,07	72,59	101,24	
KV	39,85	62,80	87,58	
Rangeability	1:22	1:22	1:22	
Reduced bore	Not applicable	Ø 2.1/2"	Ø 2.1/2"	Ø 3"
CV	-	46,07	46,07	72,59
KV	-	39,85	39,85	62,80
Rangeability	-	1:22	1:22	1:22

NOTE : The downstream pipe diameter must be sized according to the specific volume of steam reduced pressure, to obtain a steam velocity not exceeding 30-35 m/s (maximum limit value = 40 m/s).

CONNECTIONS :

BODY : flanged EN1092-1- PN16 and PN 40 form B
ACTUATOR : screwed Rp ISO 7 - Rp 3/8"

REDUCED PRESSURE RANGE :

TYPE	ACTUATOR ref.	RANGE bar
C1	T60	3 - 8
C2	T80	1 - 5
C3	T100	0,5 - 3
C5	T150	0,2 - 1,5
(1) C1 special	T50	8 - 12 bar

ACCESSORIES:

- KIT for STEAM in carton box (**weight 2,2 Kg**) : pot (2,3 lt), cap, fittings and spring adj.tool
- KIT for AIR in plastic bag (**weight 0,2 Kg**) : fittings and spring adjusting tool



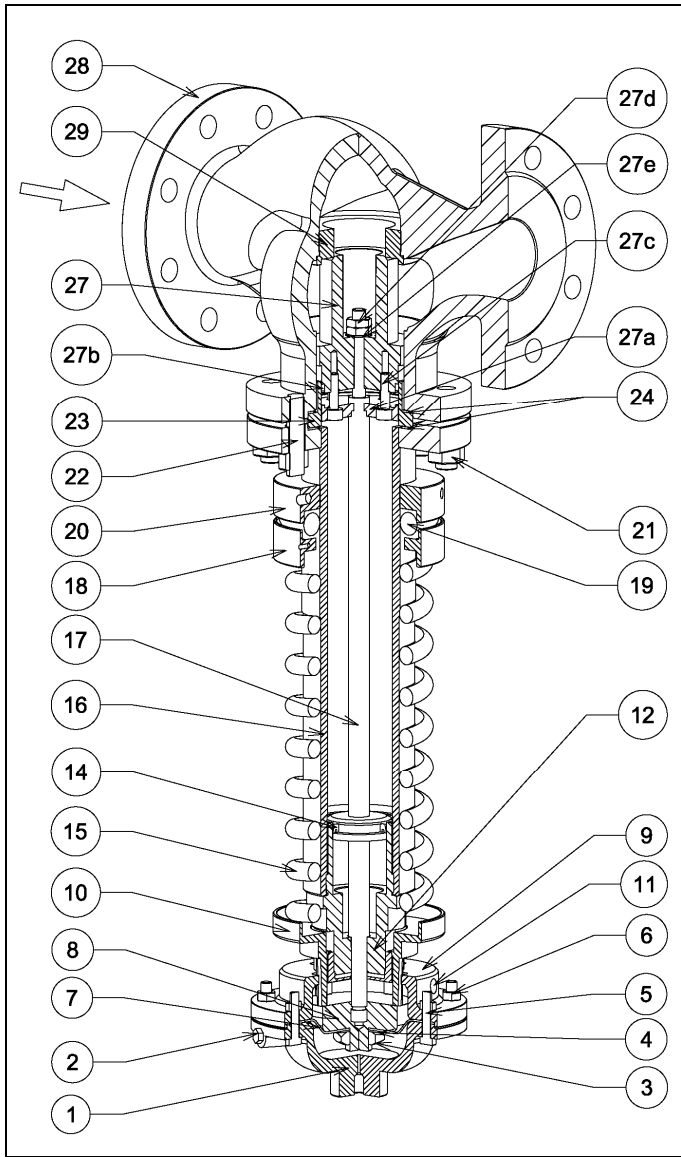
Kv = metric unit (flowrate in m3/h with 1 bar of differential pressure)

CONFLOW s.p.a.

**COMPANY WITH
QUALITY SYSTEM
CERTIFIED BY DNV GL
= ISO 9001 =**

Via Lecco, 69/71
20864 AGRATE BRIANZA (MB)
Tel. 039/651.705 - 650.397
Fax 039/654.018
www.conflo.it

COMPONENTS LIST and MATERIALS



COMPONENTS LIST

1. Upper diaphragm casing
2. Airvent screw
3. Diaphragm locknut
4. Washer
5. Diaphragm casing bolts
6. Diaphragm casing locknuts
7. Diaphragm
8. Diaphragm plate
9. Lower diaphragm casing
10. Lower spring plate
11. Grub screw
12. Airtight guide
14. Airtight
15. Spring
16. Yoke
17. Stem
18. Upper spring plate
19. Ball bearing
20. Spring adjusting plate
21. Body locknuts
22. Stud bolts
23. Plug guide ring
24. Body gaskets
27. Piston plug
- 27a. Piston upper plate
- 27b. Seal ring
- 27c. Plug locking screw
- 27d. Plug locking locknuts
- 27e. Plug washer
28. Body
29. Seat

MATERIALS

1. Cast iron EN-GJL-250
2. 4.8 DIN 933 galvanized st.
3. AISI 304 St. steel
4. DIN 125 galvanized steel
5. 8.8 DIN 933 galvanized st.
6. ISO 4033 galvanized st.
7. RubbertexT60-80
(on request spec. material for mineral oil)
NBR T100-150
8. Steel A105
9. Cast iron EN-GJL-250
10. Bronze UNI 7013-72
11. Steel 14.9 DIN 914
12. OT58 Brass
14. NBR DIN 3760
15. 52SiCrNi5
16. A105 nichel plated
17. AISI 304 St. steel
18. AVP galvanized steel
19. Steel Rif. 51118
20. AVP galvanized steel
21. ISO 4033 galvanized steel
22. AVP galvanized steel
23. AISI 316 St. Steel
24. Centellen WS 3820
on request PTFE
27. AISI 316 St. Steel
- 27a. AISI 316 St. Steel
- 27b. EK3245
- 27c. 14.9 DIN 914 steel
- 27d. ISO 4033 galvanized steel
- 27e. DIN 125 galvanized steel
28. Cast iron EN-GJL-250 /
Carbon steel 1.0619
29. AISI 316 St. steel

SPARE PARTS KIT

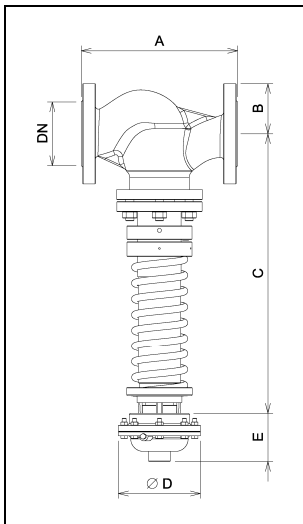
Diaphragm + Plate (ref. 3-4-7-8)

T.50 cod. JMRP13T050RSTD
 T.60 cod. JMRP13T060RSTD
 T.80 cod. JMRP13T080RSTD
 T.100 cod. JMRP13T100RSTD
 T.150 cod. JMRP13T150RSTD

Gaskets kit [ref. 14-24]

cod. JRP13TG065080FB-0
 cod. JRP13TG100000FB-0

DIMENSIONS (mm) and weight in Kg.



Body Groups

DN	Ø	A	B	C	Weight Kg
65	2.1/2"	290	92,5	535	36,7
80	3"	310	100	568	48,2
100 PN 16	4"	350	110	578	52,7
100 PN 40			118		

Actuators

Type	Ø D	E	Weight Kg
T50 / T60	149	94	3,8
T80	162	94	4,8
T100	188	96	6,0
T150	226	93	7,9

For valve sizing, see leaflet 100/VP Part I°

Specifications given are only indicative and not binding for the manufacturer who reserve the right to carry-out any modifications deemed necessary without prior notice. All data sheets by CONFLOW SpA, are available last update on our internet web site www.conflo.it.