


## Sistema Codifica Prodotti Serie HP60

### Products Codification System HP60 Series

Codice Esempio / Example Code

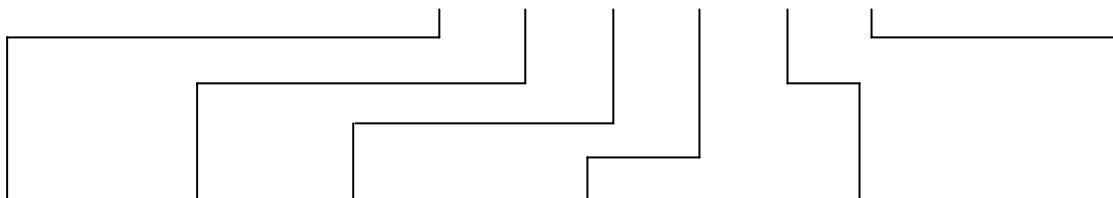
60	025	B	16B	FB	1L	0	0	0	0	0	R	T2	0	19	A
----	-----	---	-----	----	----	---	---	---	---	---	---	----	---	----	---



Tipo Type		DN		Materiale Material		Flangiatura Connections		Passaggio Bore		Otturatore Plug	
60	HP60	024	Ø 1"	B	Carbon Steel	63B	PN 63 form B	FB	Full Bore	1E	1 Cage %
		025	DN25	C	AISI 316	63C	PN 63 form C	03	Ø1/8"	1L	1 Cage Linear
		031	Ø1.1/4"	E	AISI 316L	63D	PN 63 form D	05	Ø3/16"	2L	2 Cages Linear
		032	DN32	L	A352-LCB	63E	PN 63 form E	06	Ø1/4"	2E	1 Cage 1%+1L
		039	Ø 1.1/2"	W	Super Duplex	63F	PN 63 form F	10	Ø3/8"	3L	3 Cages Linear
		040	DN40	Y	Special	10B	PN100 form B	15	Ø1/2"	3E	1 Cage 1%+2L
		049	Ø 2"			10C	PN100 form C	20	Ø3/4"	CE	% (EQP-EQV)
		050	DN50			10D	PN100 form D	25	Ø1"	CL	Linear (PL-LV)
		064	Ø2.1/2"			10E	PN100 form E	32	Ø1.1/4"	CT	On-Off (PT-VPT)
		065	DN65			10F	PN100 form F	40	Ø1.1/2"	MF	Microflow Linear
		079	Ø 3"			30J	ANSI 300 RJ	50	Ø2"	1S	Microflow 1SG %
		080	DN80			30R	ANSI 300 RF	65	Ø2.1/2"	2S	Microflow 2SG %
		099	Ø 4"			60J	ANSI 600 RJ	80	Ø3"		
		100	DN100			60R	ANSI 600 RF				
						6LT	ANSI 600 LT				
						6LG	ANSI 600 LG				
						6ST	ANSI 600 ST				
						6SG	ANSI 600 SG				
						6LM	ANSI 600 LM				
						6SM	ANSI 600 SM				
						6SF	ANSI 600 SF				
						BWE	BUt Weld				
						NPT	NPT				
						RCI	RC-ISO7				
						RPI	RP-ISO7				
						SWE	Socket Weld				

Segue Codice Esempio / Follow Example Code

60	025	B	16B	FB	1L	0	0	0	0	0	R	T2	0	19	A
----	-----	---	-----	----	----	---	---	---	---	---	---	----	---	----	---



Tenuta Seal		Guarnizioni Gaskets		Bulloneria Bolts		Bonnet		Bussola guida Guide bush		Premistoppa /Packing	
R	PTFE/GR Cl. VI°	0	STD	0	STD	0	STD Finned	0	STD	C	STD
S	Stellite Gr.6	T	PTFE	1	AISI 304	E	Extended	H	Stellite Gr.6	G	Graphite
T	PTFE Cl. VI°			2	AISI 316	S	Bellows PN16	R	Rasch./Scraper	I	Lubricator+Graphite
V	Cl.V°					T	Bellows PN25			L	Labirinth *
						U	Bellows PN40			R	PTFE+GR
						Y	Cryogenic Extended			T	PTFE

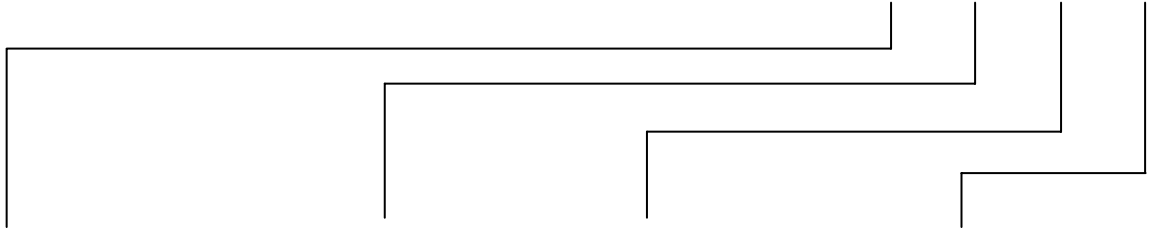
\* + Lubricator/Graph.

# Sistema Codifica Prodotti Serie HP60

## Products Codification System HP60 Series

Segue Codice Esempio / Follow Example Code

60	025	B	16B	FB	1L	0	0	0	0	0	R	T2	0	19	A
----	-----	---	-----	----	----	---	---	---	---	---	---	----	---	----	---



Servomotore Actuator		Extra		Corsa Stroke		Segnale Signal	
<b>K2</b>	Pneum.T250 A304 Low Temp.	<b>0</b>	STD	<b>19</b>	19 mm	<b>A</b>	3-15 psi
<b>K3</b>	Pneum.T310 A304 Low Temp.	<b>1</b>	220V AC *	<b>28</b>	28 mm	<b>B</b>	6-18 psi
<b>K4</b>	Pneum.T400 A304 Low Temp.	<b>2</b>	110V AC *	<b>50</b>	50 mm	<b>C</b>	6-30 psi
<b>K5</b>	Pneum.T500 A304 Low Temp.	<b>3</b>	24V AC *			<b>D</b>	35 psi
<b>L2</b>	Pneum.T250 Painted Low Temp.	<b>4</b>	24V DC *			<b>O</b>	Electric Valve
<b>L3</b>	Pneum.T310 Painted Low Temp.	<b>5</b>	380V AC *				
<b>L4</b>	Pneum.T400 Painted Low Temp.	<b>D</b>	Handwheel AD				
<b>L5</b>	Pneum.T500 Painted Low Temp.	<b>R</b>	Handwheel AR				
<b>M2</b>	Electric PSL AMS02						
<b>M4</b>	Electric PSL AMS04						
<b>M5</b>	Electric PSL AMS214						
<b>M6</b>	Electric PSL AMS210						
<b>M7</b>	Electric PSL AMS320						
<b>M8</b>	Electric PSL AMS325						
<b>P1</b>	Electric PSL201						
<b>P2</b>	Electric PSL202						
<b>P4</b>	Electric PSL204						
<b>P5</b>	Electric PSL210						
<b>P6</b>	Electric PSL214						
<b>P7</b>	Electric PSL320						
<b>P8</b>	Electric PSL325						
<b>T2</b>	Pneum. T250 Painted						
<b>T3</b>	Pneum. T310 Painted						
<b>T4</b>	Pneum. T400 Painted						
<b>T5</b>	Pneum. T500 Painted						
<b>X2</b>	Pneum. T250 A304						
<b>X3</b>	Pneum. T310 A304						
<b>X4</b>	Pneum. T400 A304						
<b>X5</b>	Pneum. T500 A304						
<b>X5</b>	Pneum. T500 A304						

\* Solo Valv. Elettrica  
Only Electric Valve